

NICC and BIVV – Study Day  
Brussels, Belgium, 21 September 2011



VICTORIA POLICE

# Drug Driver Testing



Inspector Martin C. Boorman APM  
Road Policing Drug & Alcohol Section  
Victoria Police

**.05**  
**DRUGS**

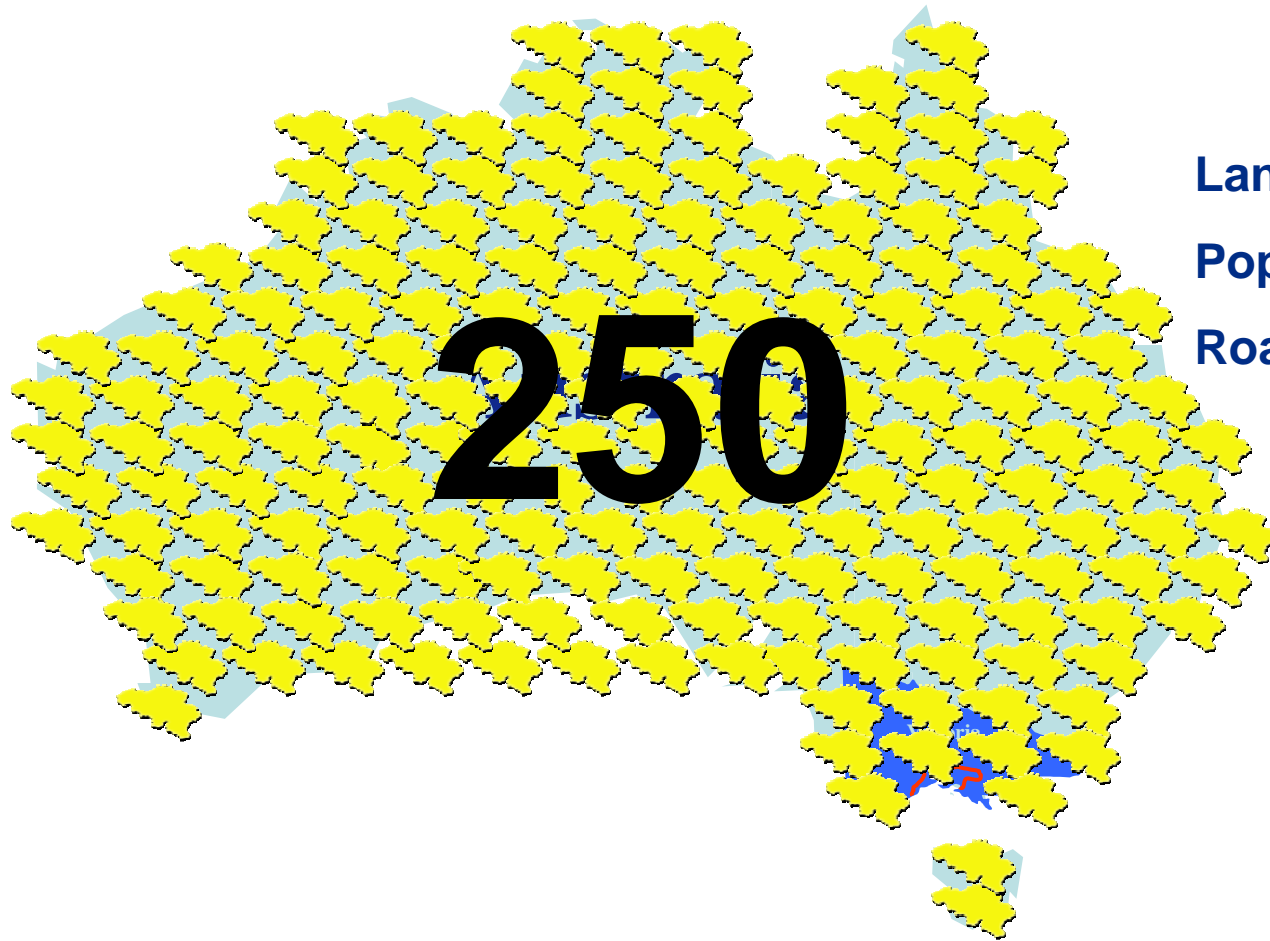
# Australia



VICTORIA POLICE

**•05**

**DRUGS**



**Land Mass - 7.7 Million Km<sup>2</sup>**

**Population - 21.5 Million**

**Road Network - 810,000 Km**

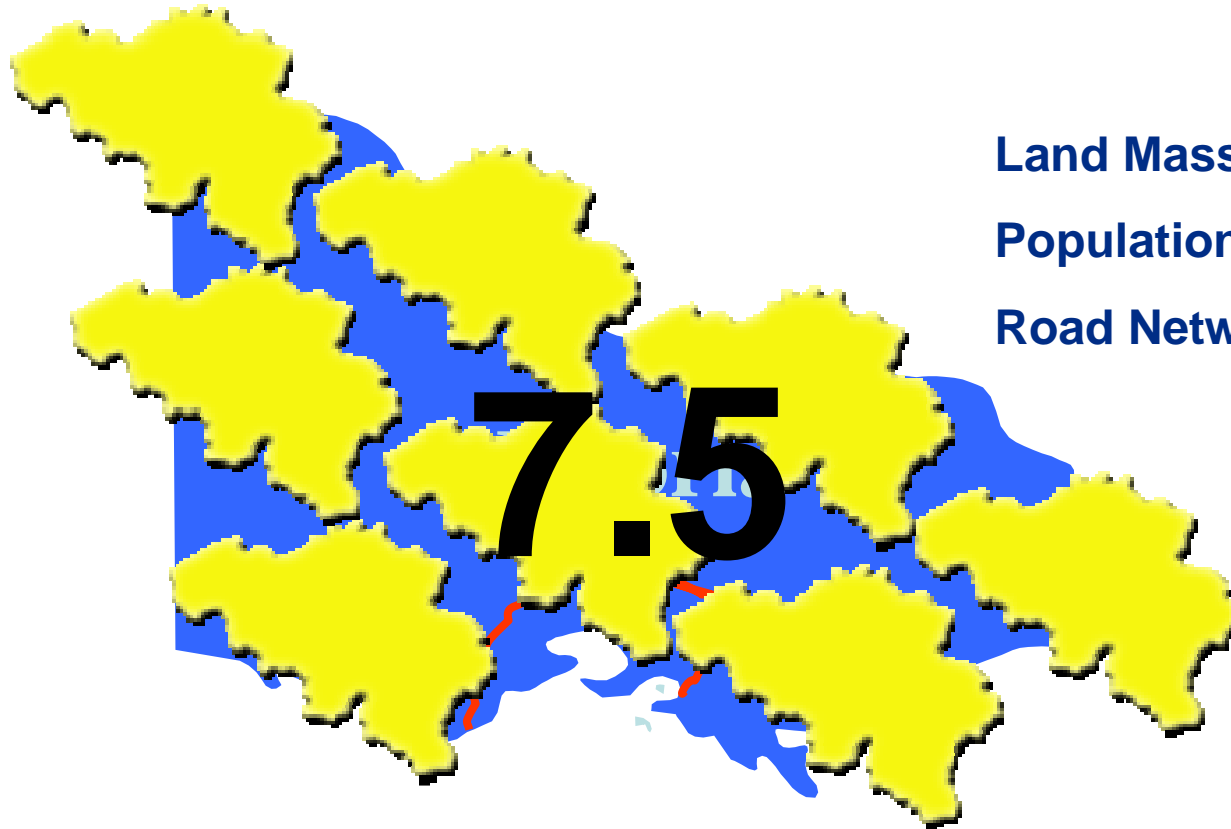
# Victoria



VICTORIA POLICE

**•05**

**DRUGS**



**Land Mass - 227,600 Km<sup>2</sup> (3%)**

**Population - 5.5 Million (25%)**

**Road Network - 155,000 Km (19%)**

# Three Tiered System



VICTORIA POLICE

**1949** - Drive Under the Influence (DUI)

**2000** - Drive While Impaired (DWI)

**•05**

**DRUGS**

**Impairment Based (actual affect)**



**2004** - Exceed Prescribed Concentration (XPCD)

**Risk Based (potential affect)**

# Standard Field Sobriety Tests



VICTORIA POLICE


**•05**

**DRUGS**

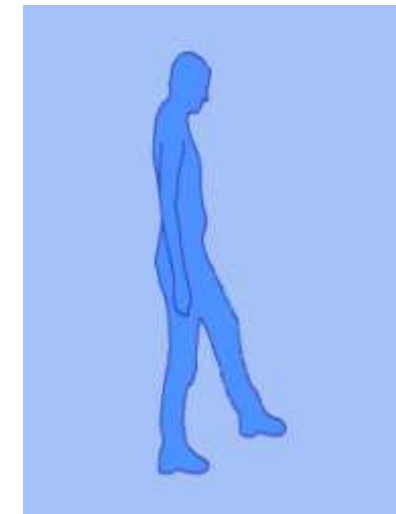
**horizontal gaze  
nystagmus**



**walk  
and  
turn**



**one  
leg  
stand**



# Drug Impaired Drivers



VICTORIA POLICE

**•05**

**DRUGS**

<b>DWI Drug found</b>	<b>% of sample</b>
CNS Depressants	49
Opioids	20
THC	13
Amphetamines	9
Antidepressants	3
MDMA	2
Alcohol	0.3
Poly Drug	82

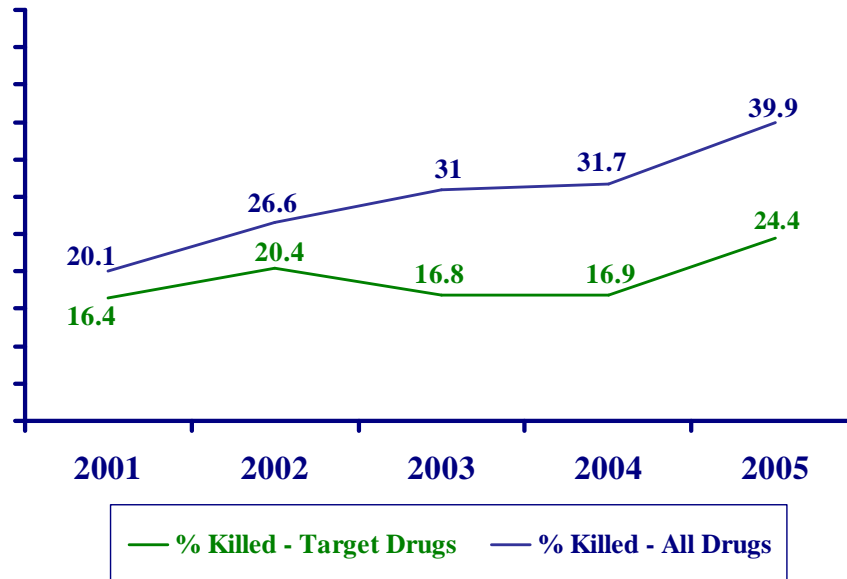


# Drug Involvement



VICTORIA POLICE

**•05**  
**DRUGS**



# Presence of Illicit Drugs



VICTORIA POLICE

•05

DRUGS

- Methylamphetamine (Speed)
- $\Delta$ -9-THC (Cannabis)
- Methylenedioxymethamphetamine (MDMA – Ecstasy)





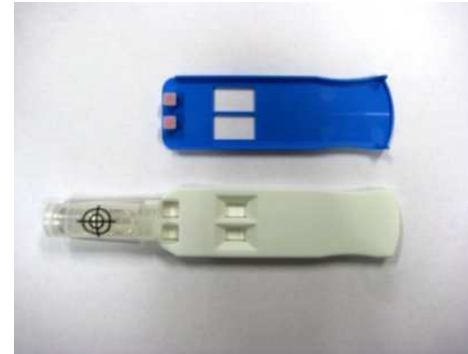
# Three Stage Process



VICTORIA POLICE

**•05**  
**DRUGS**

- Roadside Screen



- Second Sample Screen



- Laboratory Confirmation





VICTORIA POLICE



**•05**  
**DRUGS**



VICTORIA POLICE



**05**

**DRUGS**

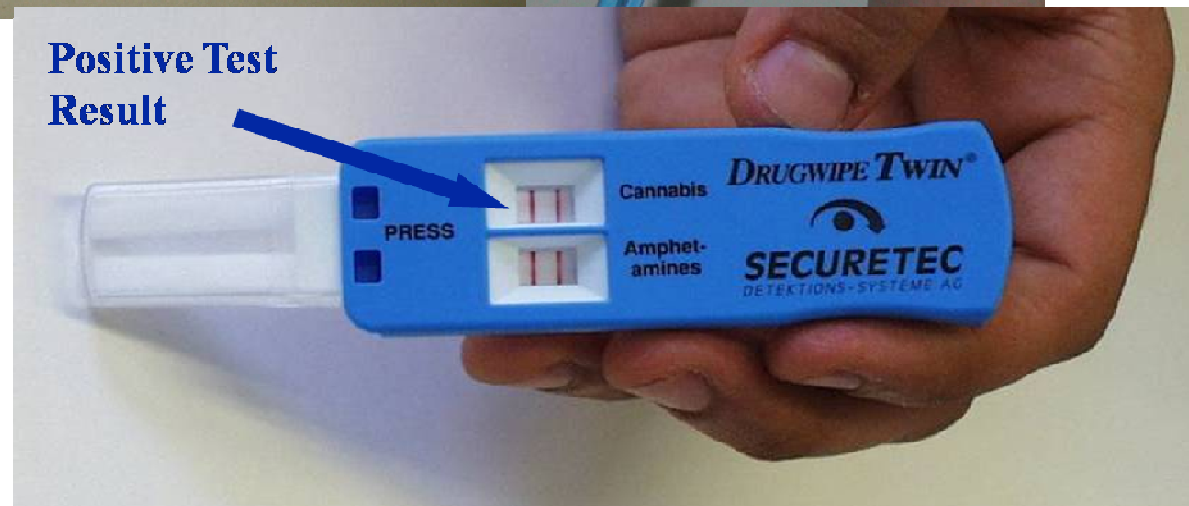
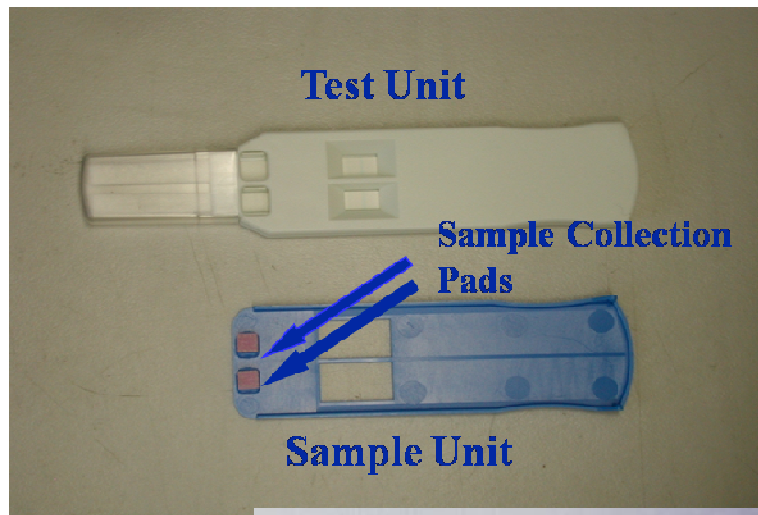
# Roadside Sampling Device



VICTORIA POLICE

**•05**

**DRUGS**





VICTORIA POLICE



**•05**

**DRUGS**

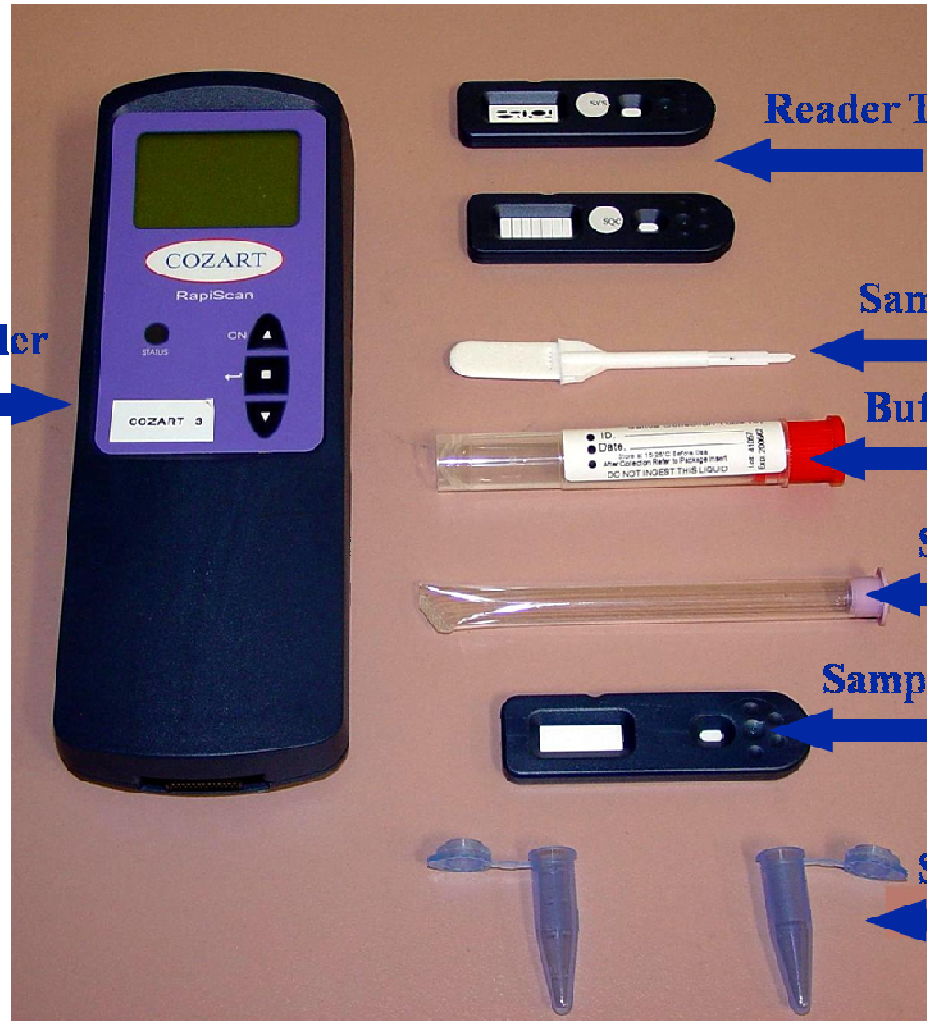
# Second Sampling Device



VICTORIA POLICE

**•05**  
**DRUGS**

**Test Cartridge Reader**



**Reader Test Cartridges**



**Sample Collector**



**Buffer Solution Tube**



**Sampling Pipette**



**Sample Test Cartridge**



**Sample Tubes**





VICTORIA POLICE

**•05**

**DRUGS**



# Publicised Visible Activity



VICTORIA POLICE

**•05**

**DRUGS**







VICTORIA POLICE

**•05**

**DRUGS**



© TAC



VICTORIA POLICE



**•05**  
**DRUGS**

© TAC

# Driver Drug Screening



VICTORIA POLICE

**•05**  
DRUGS

Year	Total				Cars				Trucks			
	Tests	Pos	Ratio	%	Tests	Pos	Ratio	%	Tests	Pos	Ratio	%
2005	13158	300	1:44	2.3	9216	241	1:38	2.6	3942	59	1:67	1.5
2006	11424	199	1:57	1.7	8110	149	1:54	1.8	3314	50	1:66	1.5
2007	21887	369	1:59	1.6	17764	218	1:81	1.2	4123	151	1:27	3.7
2008	25005	386	1:65	1.5	21394	321	1:67	1.5	3611	65	1:65	1.8
2009	27883	297	1:94	1.0	25539	248	1:103	0.9	2342	48	1:49	2.0
<b>Total</b>	100094	1554	1:64	1.5	82668	1181	1:70	1.4	17426	373	1:47	2.1

# Drug Positive Drivers




VICTORIA POLICE

**•05**

**DRUGS**

Drug Types	% of sample
Methamphetamine	79
MDMA	18
THC	27
Poly Drug Use	26
Drug not Detected	3.7

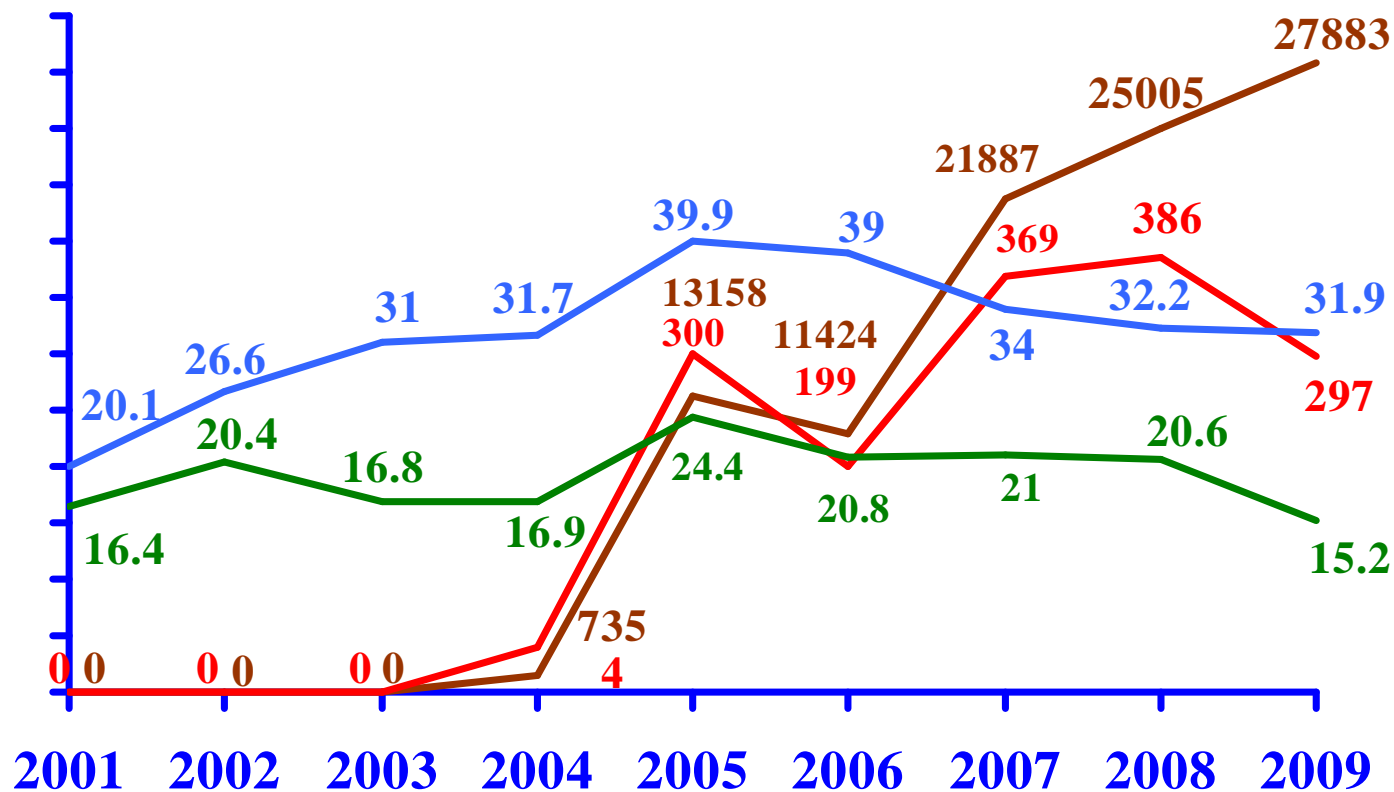


# Activity Relationship



VICTORIA POLICE

**05**  
DRUGS



— Drivers Screened      — Drivers Detected  
— % Killed - Target Drugs    — % Killed - All Drugs